

Metro Watershed Partners

2023 Annual Program Report



Metro Watershed Partners is a coalition of more than seventy public, private and non-profit organizations in the Twin Cities metro area. Through collaborative education and outreach, the Metro Watershed Partners promote a public understanding that inspires people to act to protect water in their watershed. Since 1996, partners have cooperated through educational projects, networking, and resource sharing.



MINNESOTA WATER
LET'S KEEP IT CLEAN

Table of Contents

Introduction & Leadership	3
Metro Watershed Partners 2023 Activities & Accomplishments	4
Exhibits and Checkouts	6
Clean Water MN 2023 Update	9
Adopt-a-Drain 2023 Outreach Activities & Accomplishments	10
Adopt-a-Drain 2023 Social Media	14
State Fair 2023 Summary	16
Metro Watershed Partners 2023 Financial Report	19

Metro Watershed Partners 2023 Report

Introduction

Metro Watershed Partners is a coalition of more than seventy public, private and non-profit organizations in the Twin Cities metro area. Through collaborative education and outreach, the Metro Watershed Partners promote a public understanding that inspires people to act to protect water in their watershed. Since 1996, partners have cooperated through educational projects, networking, and resource sharing.



WATERSHED
PARTNERS

The mission of the Metro Watershed Partners is two-fold:

- to provide and promote collaborative watershed education programs with consistent messages to the general public, local government staff and elected officials, and
- to provide WSP members a place and means to share information, generate ideas, and coordinate and support collaborative watershed education programs.

In 2023, members contributed \$190,000 to support monthly meetings, exhibit checkout, administrative functions, state fair outreach, Adopt-a-Drain, and the Clean Water Minnesota outreach campaign.

Leadership

The work of **Metro Watershed Partners** is guided by a steering committee that includes stormwater education professionals from watershed organizations, nonprofits and government agencies. In 2023, our steering committee members were:

Abby Moore, Mississippi Watershed Management Organization
Angie Hong, Washington Conservation District
Emily Johnson, Hennepin County
Jen Dullum, Young Environmental Consulting Group, LLC
Kris Meyer, Freshwater
Kristin Seaman, City of Woodbury
Lauren Letsche, City of Columbia Heights
Nick Voss, Vadnais Lake Area Watershed Management Organization
Stephanie Hatzenbihler, City of Rochester
Tracy Fredin, Hamline University, Center for Global Environmental Education
Ann Zawistoski, Hamline University, Center for Global Environmental Education
Sofie Wicklund, Hamline University, Center for Global Environmental Education

Metro Watershed Partners Activities and Accomplishments

Networking and Sharing Information

The Watershed Partners hold monthly meetings that give members an opportunity to network, share information, generate ideas, and form partnerships. These meetings feature presentations by experts in the fields of education, legislation, marketing, and watershed management.



In 2023, The Watershed Partners held 10 meetings, 6 of which were held virtually via Zoom with an average of 32 members attending each meeting. We plan to continue to meet in a variety of formats, both in-person and online to facilitate networking and provide a forum in which the most people can participate. The Zoom format allows us to record and share the presentations to those who were not able to attend and can be found on our [YouTube playlist](#). We were thrilled to be able to once again come together in person in December for our annual year-end potluck, which was graciously hosted by the Mississippi Watershed Management Organization.

Our monthly meetings are a valued part of the Watershed Partners program that facilitates watershed education in Minnesota. We will continue offering these monthly gatherings in 2024, both virtually and in person.



At the December Potluck get-together

2023 Watershed Partner Meetings - Topics and Presenters

Links to the meeting recordings are provided when available

Month	Topic	Presenters	Attendance
January	Low Salt Solutions	Connie Fortin, Bolton & Menk Brooke Asleson, MPCA Chandi McCracken-Holm, MPCA	45
February	Passive House and Legislative Update	John Noterman, Passive House Network Aaron Klemz, MCEA Carly Griffith, MCEA	42
March	Weaving Water Workshop (in person at MWMO)	Sarah Nassif, MWMO Artist in Residence	18
April	Lakes De-listed: How did they do it?	Casey Thiel, Chisago SWCD Ben Elfelt, Chisago Lake Improvement District Matt Downing, Washington Conservation District Angie Hong, Washington Conservation District	47
May	Walking Tour of Highland Bridge Project (in person)	Bob Fossum, Capitol Region Watershed District	19
June	Army Corps Lock and Dam Disposition Study (in person on Magnolia Blossom River Boat)	Colleen O'Connor Toberman, Friends of the Mississippi River	29
September	Equitable Community Engagement for a Resilient Rochester	Lauren Jensen, City of Rochester Sadie Neuman, City of Rochester	24
October	Sustainable Agriculture	Angie Hong, East Metro Water Education Program Summer Badawi, Big River Farms Kevin Ellis, Minneapolis Food Vision Grace Rude, Minneapolis Food Vision	32
November	Round Table: Outreach Success Stories to Shake up the Engagement Doldrums	Michelle Okada, City of Woodbury Shelly Schafer, City of Woodbury Sovatha Oum, Friends of the Mississippi River Henry LaBounta, East Isles Neighborhood Association	33
December	End of Year Potluck with Lighting Round: Outreach Projects (in person at MWMO)		31

Other activities of the Metro Watershed Partners included:

Song-writing workshop which resulted in two original songs: Rusty-Patched Bumble Bee Anthem and the Stormdrain Shanty. These songs are intended to be a community resource to be used however you would like. Audio files, chords, and workshop notes are [available on Mobilize](#).

Members were also invited to participate in a paddle share kayaking trip on the Mississippi Gorge, the Twin Cities premiere of the Northern Night, Starry Skies documentary, and were offered a discounted rate for the Doug McKenzie-Mohr Community-based Social Marketing workshop.

Mobilize

The Metro Watershed Partners listserv is a forum for watershed educators and other industry professionals throughout the state to share information and resources. In 2023, the Metro Watershed Partners listserv provided 294 members with an effective tool to promote watershed education, share information about professional programs, and exchange information with other watershed educators, legislators, and government agencies.

Our listserv is hosted by Mobilize, an online interactive communications platform for discussions, chat, events, files, and networking that is accessible online, via email, and mobile app.

The listserv can be found at:

<https://watershedpartners.mobilize.io>

Messages can be posted online to a feed or sent via email:

watershed-partners@groups.mobilize.io

This is a private forum and anyone who would like to be added to the Mobilize group should send an email request to azawistoski01@hamline.edu.

Exhibit Checkouts

The Metro Watershed Partners offers multiple exhibits that can be checked out for free by partners and volunteer groups. Some have a general watershed and nonpoint source pollution focus, including Tables 2 and 3 (pictured below) and the Eutrophication exhibit-in-a-box. We also offer an Adopt-a-Drain tabletop exhibit and bean bag toss game. This year, we designed and created a smaller bean bag toss that fits perfectly on a table.

In 2023, our exhibits were used for at least 10 community events in the Twin Cities area. In addition to exhibits, you may request free Adopt-a-Drain handouts for your event, and swag items (hats, water bottles, tote bags, etc) are available for purchase.

View more info about exhibit checkouts at cleanwatermn.org/partners/exhibit-check-out/

Adopt-a-Drain Exhibit-in-a-Box



Eutrophication Exhibit-in-a-Box




Table 2: "What is your Watershed Address?"

A map of the Minneapolis/St. Paul metropolitan area and the state of Minnesota with puzzle pieces to lift and reveal the name of the watershed in which one lives. Graphic panels give more information and depict the larger watersheds of the entire United States. Fits on a 6-foot table.



Table 3: “Your Street Flows to the River”

Exemplifies how everyday activities in our own yards and driveways can impact the entire watershed. Many people are unaware that the water that flows into the storm drains in their street goes directly to the lakes and rivers of their community and carries with it the pollutants that cause the lakes and streams to become fouled. Fits on a 6-foot table.



Bean Bag Toss
Full-size (4' x 2')



Tabletop (2' x 1')



Clean Water MN Update

Clean Water MN is the collaborative outreach project of the Metro Watershed Partners. Working together, we provide resources, training, and support to partners as they work to inspire homeowners in the Twin Cities metro area to keep water clean and healthy.

Cleanwatermn.org features seasonally appropriate stories about metro area residents taking action at home and in their lives to keep Minnesota water clean and healthy. The stories are designed for partners to use in their own communications—via websites, Facebook, Twitter, and newsletters. Along with each story we create a suite of professional photographs, accessible to partners online for use in their own stories and publications.

The cleanwatermn.org website also features informational pages, calls to action, information about the partnership, educational resources, and a list of our partners. While the website is no longer updated as often, we believe that the information provided there is evergreen and we will continue maintaining the site. We encourage our partners to continue to share the resources and information on that site with their residents.

As the social media landscape has evolved, the needs of the Metro Watershed Partners have shifted as well. Platforms are now prioritizing native video and image content and deprioritizing links to external content. In response to those changing needs, we plan to invest in a robust digital resource library in 2024 which will facilitate the curation and sharing of high quality images, videos, and other materials. We hope to transform the Cleanwatermn.org site to become a portal to many varied types of resources for learning and sharing.

Adopt-a-Drain

Activities & Accomplishments in 2023

Adopt-a-Drain continues to expand throughout greater Minnesota, with the city of Paynesville and Freeborn County joining the program this year, and the Eagan-Inver Grove Heights Watershed Management Organization becoming a member of Watershed Partners.

Statewide this year 2,149 new participants signed up to adopt over 3,400 additional storm drains. That is an increase of 37% compared to the number of new participants in 2022. In September during the State Fair, we reached a big milestone in the program: 11,842 Minnesotans signed up to adopt storm drains, a number equivalent to the total number of lakes in Minnesota. Over 121,000 lbs of debris were cleaned up by Adopt-a-Drain participants in 2023, with 2,925 members reporting their work in 2023, for a reporting rate of 24.2%.

Current Adopt-a-Drain totals for the state of Minnesota.



Debris Type	Amount (lbs)
Brown Leaves	65,836.3
Grass and Green Leaves	6,188.6
Sediment and dirt	40,800.7
Trash	8,624.5
Pet Waste	106.7
Salt	83.1
Total	121,639.9

Monthly Breakdown of Storm Drain adoptions and cleanings

Month	New Participants	Drains Adopted	Debris collected (lbs)	Time spent (hrs)
January	132	181	1,378.4	188.0
February	70	123	302.8	195.8
March	103	203	848.1	194.5
April	258	438	14,472.1	346.2
May	155	266	11,818.0	210.8
June	79	132	8,014.1	207.9
July	83	151	7,695.0	160.0
August	461	619	5,977.7	133.3
September	430	592	7,731.6	165.3
October	183	363	12,452.1	294.5
November	131	288	41,956.5	653.7
December	64	136	8,993.5	250.5
TOTALS	2,149	3,492	121,639.9	3,000.4

Adopt-a-Drain National Program Survey

In 2023, we once again conducted research of adopt-a-drain programs throughout the United States. We found 195 active programs at the city, watershed, county, and state levels. Nearly half of those programs (90) are part of Adopt-a-Drain network, showing just how far-reaching the work of the Watershed Partners is. Adopt-a-Drain programs are now in 7 states (MN, WA, MA, VT, NJ, LA, FL) with plans underway to onboard the state of Utah in early 2024.

We also looked at the success of the adopt a drain programs around the country by comparing the number of drains adopted with that city's population. We're happy to report that cities within the Watershed Partners often ranked at the top by that metric.

Numbers in the charts below were retrieved from the program’s website as of Feb. 22, 2024. Cities that are Metro Watershed Partners members are highlighted in blue. Cities that are members of the Adopt-a-Drain.org program are marked with an asterisk.

Large-sized cities of over 100,000 people:

Rank	City	Population	Number of Adopted Drains	Adopted drains per 1,000 people
1	Minneapolis, MN*	429,954	6801	15.8
2	Saint Paul, MN*	311,527	3724	12.0
3	San Francisco, CA	808,000	6693	8.3
4	Grand Rapids, MI	197,416	1549	7.8
5 (tie)	Oakland, CA	433,823	1677	3.9
5 (tie)	Rochester, MN*	121,395	469	3.9

Medium-sized cities of between 10,000-100,000 people:


Rank	City	Population	Number of Adopted Drains	Adopted drains per 1,000 people
1 (tie)	Columbia Heights, MN*	21,973	317	14.4
1 (tie)	Berkeley Heights, NJ*	13,292	191	14.4
3	White Bear Lake, MN*	24,883	299	12.0
4 (tie)	Red Wing, MN*	16,547	186	11.2
4 (tie)	Westfield, NJ*	30,004	337	11.2

Small cities of under 10,000 people:

Rank	City	Population	Number of Adopted Drains	Adopted drains per 1,000 people
1	New London, MN*	1,252	36	28.8
2	Lake Crystal, MN*	2,539	44	17.3
3	Lauderdale, MN*	2,271	34	15.0
4	Spicer, MN*	1,112	12	10.8
5	Duvall, WA*	8,034	82	10.2

Minnesota Twins Game

On Sunday, May 15th, we held an appreciation event for the Metro Watershed Partners and our Adopt-a-Drain participants. Over 500 people attended, buying reduced rate tickets in our section in the home run porch. We were able to participate in a pre-game parade around the field and free Adopt-a-Drain hats were provided to everyone in our section. Watershed Partner members and teachers who had participated in the Adopt-a-Drain K12 program that year were provided free tickets to the game.

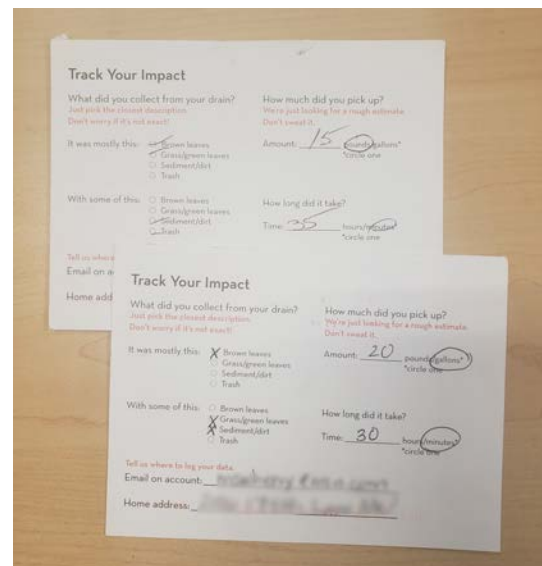


Lining up for the parade around the field and walking the field before the game.

End of year reporting postcards

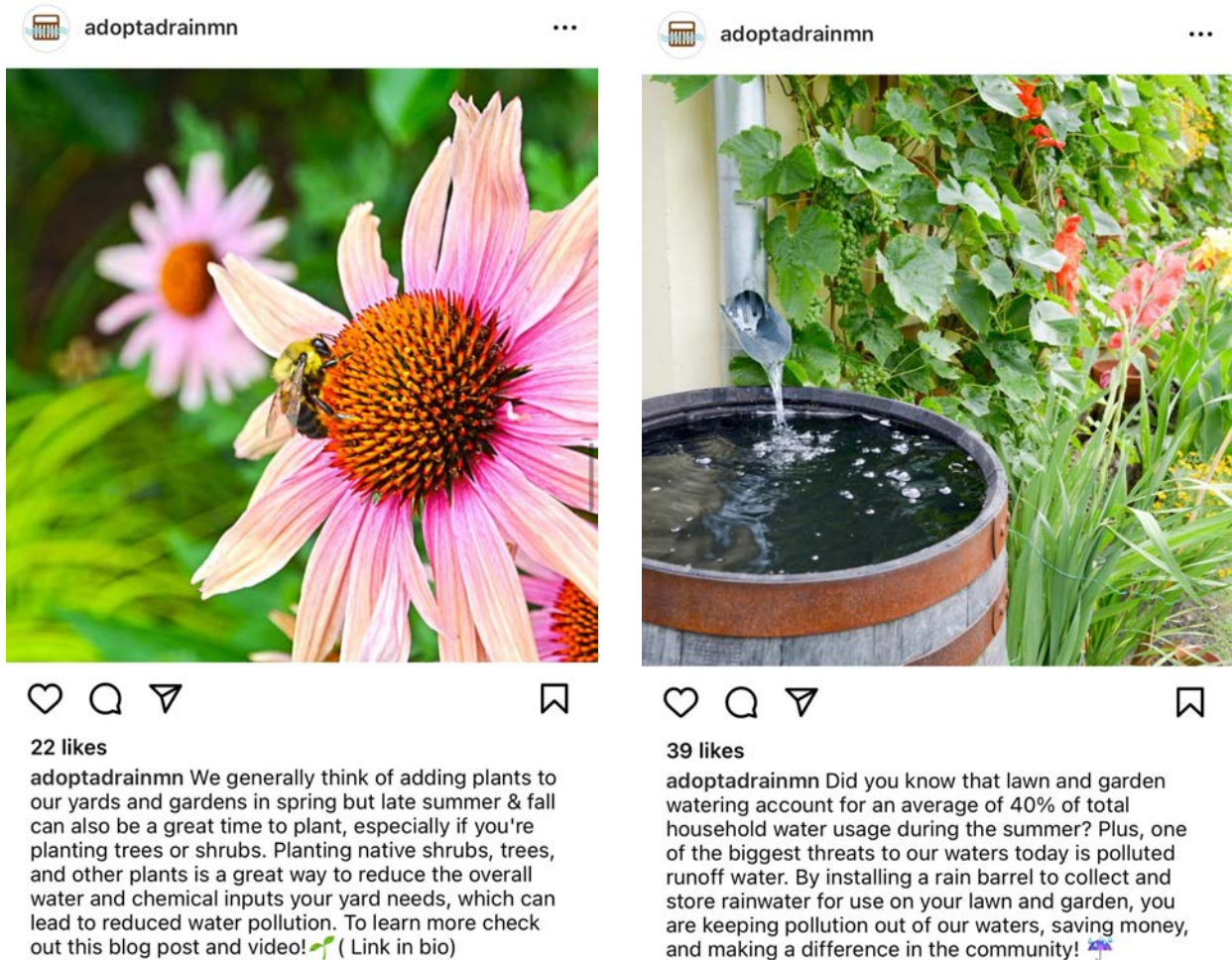
Throughout the year, Adopt-a-Drain participants are encouraged to stay engaged and report their work via timely newsletter reminders and automated email reminders that send on a schedule chosen by the participant (monthly, quarterly, or twice per year).

In November, we sent a postcard to all participants who had not yet reported their work online, and received an additional 1,100 responses by the end of January. As a result of this outreach, the reporting rate increased from 20% to 30%.



Social Media Promotion in 2023

In 2023, our Social Media team focused on posting high-quality and consistent content across all of our social media platforms. We implemented strategic tactics to gain followers, increase engagement and reach a large audience on all of our Adopt-a-Drain social media accounts. At the end of 2023, we had 2,225 Instagram followers and 1,536 Facebook followers, an increase of 8% and 12% respectively over 2022. The content focused on water-friendly actions that people can take in their homes and yards.



For Earth Day, we created a social media campaign that encouraged people to refer a friend to the Adopt-a-Drain program with both the referrer and their friend receiving an Adopt-a-Drain baseball hat. Thanks to 55 participant referrals, we had 55 new participants sign during the campaign.

In 2024 we will continue to focus on posting high-quality and consistent content as we strive to educate and engage our current audience and simultaneously continue to reach new audiences.

Social Media Impressions in 2023

Adopt-a-Drain's social media reached a large number of people this year. On Facebook our posts reached over 74,000 people, while our Instagram posts reached over 72,000 people. The posts following the chart were some of our top posts by number of views.

Month	Facebook	Instagram
January	8,235	10,180
February	4,692	9,659
March	5,455	6,184
April	6,092	8,798
May	5,070	6,490
June	5,337	5,252
July	5,053	4,790
August	4,794	5,398
September	6,558	4,756
October	4,353	4,483
November	14,339	3,446
December	4,535	3,295
TOTAL	74,783	72,738

Adopt-a-Drain MN
Published by Camille Fredin · November 27, 2023 · 🌐

The snow and ice season is on the way. But do you really need to use salt this winter? 🌨️ Using sand, "chicken grit," kitty litter, and shoveling early and often, are water-friendly alternatives that could reduce or eliminate your need to use salt this winter. Why? One teaspoon of salt pollutes five gallons of water forever. Learn more about Smart Salting practices here so you can stay safe, reduce damage to your property, and protect local waterways.

<https://www.cleanwatermn.org/resources/salt-tip-card/>

#AdoptaDrain



Adopt-a-Drain MN
Published by Camille Fredin · November 14, 2023 · 🌐

Anything that goes down storm drains on your street ends up in your local lake, creek, or river. "Natural" debris from yard work can contribute to loss of water clarity. When it breaks down it can feed the algae that turns water green. As you're doing your yard work this fall, keep leaves and grass clippings out of the street or the ditch before they become a pollutant! 🍂🌿

#AdoptaDrain



Adopt-a-Drain Brand Standards and Marketing Materials User Guide

Remember to check out the guide we've developed to help partners promote Adopt-a-Drain in their communities. Access the most up-to-date guide at:

<https://ms4.adopt-a-drain.org/marketing-guide>

In this guide, you will find concise guidelines for using the Adopt-a-Drain brand, as well as a visual resource that guides you through accessing and utilizing the most up-to-date print and digital resources to promote the Adopt-a-Drain program in your community. We continue to refine and update print and digital assets, so take a minute to peruse this guide to find out about promotional resources you might not know about. For example, you can now download design files that will allow you to order Adopt-a-Drain merchandise such as hats, water bottles and tote bags directly from the vendor.

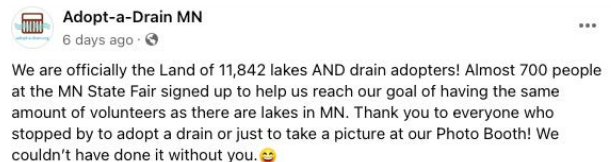
Access and download the standard marketing materials in [Google Drive](#).

Education and Outreach at the Minnesota State Fair

The Minnesota State Fair in 2023 saw over 1.8 million total visitors over the 12 day running time, similar attendance levels to what was seen in 2022. The Eco Experience building saw an estimated 210,000 visitors. The Metro Watershed Partner's Adopt-a-Drain exhibit was also very busy; we took 3,550 photos of visitors in the Adopt-a-Drain photo booth during the course of the fair. The exhibit included many hands-on activities that introduced visitors to information about nonpoint source pollution and actions they could take to protect their waterways.

On the eighth day of the fair, Friday, September 1st, we passed a huge milestone in the program: 11,842 Minnesotans have signed up to adopt storm drains! This number is equivalent to the total number of lakes in Minnesota. We celebrated this milestone with a social media post.

Over the twelve days of the fair, 693 Minnesotans in 94 different cities signed up to adopt storm drains. 644 of these new participants signed up on a kiosk at the Eco Experience building and received a drawstring backpack, an informational packet and a small yard sign that reads "We protect Minnesota lakes, rivers, and wetlands."



We had 24 volunteers sign up to help our staff run the Adopt-a-Drain exhibit. Many of those volunteers came from our outreach to the Watershed Partners and Water Stewards. Our staff and volunteers had the opportunity to chat with current participants in the program, answer their questions, and talk about how their actions help protect our waterways. Many, many thanks to everyone who volunteered to help for making the exhibit a great success! We look forward to returning to the Great Minnesota Get-Together in 2024!

State Fair 2023 Summary

Day	Photos taken	Adopt-a-Drain Sign ups
Thursday 8/24	308	41
Friday 8/25	315	48
Saturday 8/26	385	47
Sunday 8/27	313	65
Monday 8/28	320	51
Tuesday 8/29	293	77
Wednesday 8/30	220	55
Thursday 8/31	256	62
Friday 9/1	323	63
Saturday 9/2	299	82
Sunday 9/3	271	49
Monday 9/4	205	53
TOTAL	3,550	693



We had new participants sign up at the State Fair from across Minnesota. The chart below shows the number of sign ups for selected cities and watersheds.

New Adopt-a-Drain sign ups at the State Fair by City and Watershed

City	New Sign Ups
Andover	8
Blaine	11
Bloomington	21
Columbia Heights	2
Crystal	2
Duluth	7
Eagan	12
Eden Prairie	12
Edina	5
Excelsior	2
Fridley	4
Hastings	2
Hopkins	3
Inver Grove Heights	3
Lakeville	7
Maple Grove	10
Minneapolis	157
Minnetonka	11
Mound	2
New Brighton	7
New Prague	2
Plymouth	17
Red Wing	6
Richfield	10
Rochester	6
Rosemount	1
Roseville	21
Saint Cloud	7
Saint Louis Park	9

City	New Sign Ups
Saint Paul	88
White Bear Lake	7
Stillwater	5
White Bear Lake	7
Woodbury	10

Watershed	New Sign Ups
Bassett Creek	24
Browns Creek	4
Capitol Region	79
Carver County	9
Comfort Lake Forest Lake	2
Coon Creek	20
Eagan-Inver Grove	13
Elm Creek	14
Lower Mississippi River	21
Minnehaha Creek	87
Mississippi	91
Nine Mile Creek	25
Pioneer-Sarah Creek	1
Ramsey-Washington Metro	32
Rice Creek	38
Riley-Purgatory-Bluff Creek	15
Shingle Creek	26
South Washington	12
Vadnais Lake Area	3
Vermillion River	14
West Mississippi	12

2023 Financial Report

Partners contributed \$190,500 to the Watershed Partners in support of meetings, state fair outreach, administration, exhibit development (including maintenance and checkout), Adopt-a-Drain, and the Clean Water MN website and public outreach campaign. We remain in good financial standing and plan to shift some funding to building a digital resource library in 2024.

Supporting Members of the Metro Watershed Partners, Adopt-a-Drain, and the Clean Water MN Media Campaign in 2023

Andover	Minnehaha Creek Watershed District
Anoka Conservation District	Minnetonka
Bassett Creek WMC	Mississippi WMO
Blaine	Mound
Bloomington	New Brighton
Brown's Creek Watershed District	Nine Mile Creek Watershed District
Cannon River Watershed Partnership	Pioneer-Sarah Creek WC
Capitol Region Watershed District	Ramsey-Washington Metro Watershed District
Carver County	Rice Creek Watershed District
Circle Pines	Riley Purgatory Bluff Creek Watershed District
Columbia Heights	Richfield
Comfort Lake-Forest Lake Watershed District	Rochester
Coon Creek Watershed District	Rosemount
Crystal	Roseville
East Metro Water Resources	Saint Louis Park
Eden Prairie	Saint Paul
Edina	Shingle Creek WMC
Elm Creek WMC	Shoreview
Excelsior	South Washington Watershed District
Fridley	Vadnais Lake Area WMO
Hastings	Vermillion River Watershed JPO
Hennepin County	Washington Conservation District
Hopkins	Wayzata
Lakeville	West Mississippi WMC
Lauderdale	White Bear Lake
Lower Mississippi River WMO	White Bear Township
Middle St. Croix WMO	Woodbury
Minneapolis	

Watershed Partners 2023 Accounting

	IN-KIND	CASH	TOTAL
REVENUE			
2022 Funds rollover		\$14,521.32	\$14,521.32
2023 Membership		\$190,449.99	\$190,449.99
Total revenue		\$204,971.31	\$204,971.31
EXPENSE			
1. Watershed Partners Coordination			
Principle Investigator	\$2,500.00	\$8,481.43	\$10,981.43
Program Coordinator	\$9,000.00	\$18,000.00	\$27,000.00
Steering Committee	\$32,400.00		\$32,400.00
Mobilize annual membership		\$588.00	\$588.00
Technology maintenance	\$1,400.00	\$1,000.00	\$2,400.00
Meeting expenses		\$1,876.31	\$1,876.31
Postage and printing		\$200.00	\$200.00
Subtotal	\$45,300.00	\$30,145.74	\$75,445.74
2. Watershed Exhibit Implementation			
New exhibit creation		\$1,000.00	\$1,000.00
Exhibit coordination	\$4,500.00	\$4,728.00	\$9,228.00
State fair expenses	\$2,700.00	\$22,819.51	\$25,519.51
Storage and check-out	\$5,000.00		\$5,000.00
Subtotal	\$12,200.00	\$28,547.51	\$40,747.51
3. Clean Water MN			
Web hosting and maintenance		\$1,328.08	\$1,328.08
Earth Month Campaign and MN Twins Event		\$6,569.54	\$6,569.54
Subtotal	\$0.00	\$7,897.62	\$7,897.62
4. Adopt-a-Drain			
Site license		\$30,000.00	\$30,000.00
Program coordination		\$34,111.50	\$34,111.50
Program implementation		\$19,000.00	\$19,000.00

	IN-KIND	CASH	TOTAL
Social media and communications		\$11,000.00	\$11,000.00
Promo merch		\$0.00	\$0.00
End of year mailing		\$1,952.30	\$1,952.30
Website work and graphic design		\$7,640.00	\$7,640.00
Subtotal	\$0.00	\$103,703.80	\$103,703.80
TOTAL	\$57,500.00	\$170,294.67	\$227,794.67
Administrative Fee		\$20,435.36	\$20,435.36
TOTAL (INCL. ADMIN)	\$57,500.00	\$190,730.03	\$248,230.03
2023 Rollover		\$14,241.28	

Watershed Partners Projected 2024 Budget

	IN-KIND	CASH	TOTAL
REVENUE			
2023 Funds rollover		\$14,241.28	\$14,241.28
2024 Membership		\$210,000.00	\$210,000.00
Total revenue		\$224,241.28	\$224,241.28
EXPENSE			
1. Watershed Partners Coordination			
Principle Investigator	\$2,500.00	\$8,481.43	\$10,981.43
Program Coordination	\$9,000.00	\$18,000.00	\$27,000.00
Steering Committee	\$32,400.00		\$32,400.00
Mobilize annual membership		\$588.00	\$588.00
Technology maintenance	\$1,400.00	\$1,000.00	\$2,400.00
Meeting expenses		\$2,000.00	\$2,000.00
Postage and printing		\$200.00	\$200.00
Subtotal	\$45,300.00	\$30,269.43	\$75,569.43
2. Watershed Exhibit Implementation			
New exhibit creation		\$5,000.00	\$5,000.00
Exhibit coordination	\$4,500.00	\$4,728.00	\$9,228.00
State fair expenses	\$2,700.00	\$23,000.00	\$25,700.00
Storage and check-out	\$5,000.00		\$5,000.00
Subtotal	\$12,200.00	\$32,728.00	\$44,928.00
3. Clean Water MN			
Web hosting and maintenance		\$1,400.00	\$1,400.00
Earth Month Campaign and MN Twins Event		\$7,000.00	\$7,000.00
Image and video digital resource library		\$24,000.00	\$24,000.00
Media curation		\$4,000.00	\$4,000.00
Subtotal	\$0.00	\$36,400.00	\$36,400.00

	IN-KIND	CASH	TOTAL
4. Adopt-a-Drain			
Site license		\$30,000.00	\$30,000.00
Program coordination		\$29,000.00	\$29,000.00
Program implementation		\$17,000.00	\$17,000.00
Social media and communications		\$9,000.00	\$9,000.00
Promo merch		\$0.00	\$0.00
End of year mailing		\$2,000.00	\$2,000.00
Website work and graphic design		\$7,000.00	\$7,000.00
Subtotal	\$0.00	\$94,000.00	\$94,000.00
TOTAL	\$57,500.00	\$193,397.43	\$250,897.43
Administrative Fee		\$23,207.69	\$23,207.69
TOTAL (INCL. ADMIN)	\$57,500.00	\$216,605.12	\$274,105.12
2024 Projected Rollover		\$7,636.16	